


# Seminole County Fire Department Information Bulletin #24-024




**To: Fire Department**  
**From: Planning and Technology**  
**Date: April 1, 2024**  
**Title: GPS Tracker Charging**

Topfly TLW2-12B GPS trackers have been placed on all ATV's, boats, and trailers. These electronic devices were installed to be able to track the units in CAD, where routers and MCD's are not installed. This will allow the responding units to be visible to Command on the MCD map during alarms where location is of utmost importance. The GPS trackers are installed either via metal straps or bolted onto the unit.

## GPS Tracker and Mounting types



Title: GPS Tracker Charging



GPS Tracker units will need to be charged **monthly**. The separate, electrically powered charger takes approximately 4 hours to charge a GPS Tracker. If you have a unit that is on a trailer, both GPS Trackers will need to be charged on the same day. Chargers will be delivered to the fire stations that house the specialty units outfitted with GPS Trackers.


GPS Tracker Electrically Powered Charger



To charge the unit, remove the dust cap and plug in the charging cable, noting the notch on the cable and receptacle.

Title: GPS Tracker Charging

Dust cap on GPS Tracker



Charging connection



Tighten the collar on the plug onto the receptacle. Allow 4 hours to fully charge. Once the charging is complete, loosen the collar on the plug, remove the plug, and replace the dust cap, ensuring that it is securely fastened.

Should these GPS trackers become loose or separated from the unit, or the dust cap comes up missing, please contact the IS helpdesk at 407-665-0311.